

# AUXILIARY LOCKS

Deadlocks, Padlocks



TABLE OF CONTENTS

Contents

ASSA ABLOY ACCENTRA™ Solutions.....3

Finishes .....4

How to Order .....5

D Series Cylindrical Deadbolts.....6-11

Mortise Deadlocks ..... 12-13

Padlocks..... 14-18

Auxiliary Rim Locks/Components ..... 19-25

Electrical Switch Cylinders ..... 26


YSSL10 Auxiliary Latch ..... 27

## AUXILIARY LOCKS

ACCENTRA provides a wide range of auxiliary and special purpose locks designed to fit a variety of demanding applications. Product offerings include high quality latchlocks, deadlocks, deadbolts and rim locks with both standard and alternative rim cylinders. Special purpose locks and padlocks are also available, completing a collection of dependable products specifically engineered to provide strong security and key control.

Whether your requirements are for a basic or more sophisticated security system, ACCENTRA has solutions for your commercial needs.

### Products




## FINISHES

ANSI/BHMA Code Finish Description			
<b>605</b> Bright Brass, Clear Coated	<b>606</b> Satin Brass, Clear Coated	<b>611</b> Bright Bronze, Clear Coated	<b>612</b> Satin Bronze, Clear Coated
			
<b>613E</b> Dark Oxidized Satin Bronze - equivalent	<b>618</b> Bright Nickel Plated, Clear Coated	<b>619</b> Satin Nickel Plated, Clear Coated	<b>625</b> Bright Chrome Plated
			
<b>626*</b> Satin Chrome Plated	<b>629</b> Bright Stainless Steel	<b>630*</b> Satin Stainless Steel	<b>BSP</b> Black Suede Powder Coat
			
<b>693</b> Black Painted			
			

613 and 722 finishes available as Special Product Requests only. Please contact Customer Service for more information.

\*Finish available with MicroShield® antimicrobial coating. Add YMS suffix to order MicroShield antimicrobial coating.

MicroShield coating may vary finish color from architectural standards. MicroShield is not intended as a substitute for traditional infection control programs such as hand hygiene or use of disinfectants. Coated products must still be cleaned to ensure the surfaces will be free of destructive microbes. ACCENTRA makes no representations or warranties, express or implied, as to the efficacy of MicroShield.

 The Agion antimicrobial is not intended as a substitute for good hygiene. Coated products must still be cleaned to ensure the surfaces will be free of destructive microbes. ASSA ABLOY makes no representations or warranties, express or implied, as to the efficacy of the Agion antimicrobial. A copy of the Agion warranty is available upon request. Agion is a registered trademark of Agion Technologies, Inc., Wakefield, MA, USA.

## HOW TO ORDER

The following is an example order string for reference when placing your order. The item you order may or may not require use of all indicated segments. Please refer to the relevant product page(s) to include all necessary information that will allow us to properly fill your order.

Qty.	Model #	Finish	Hand	Strike	Cylinder	Door Thickness	Highest Keying Level	Other*
100	351	612	RH	30S	2153	1-3/4"	MK	1AA

\*Specific keying, 7-pin cylinder, spacer plate, special cylinder rings, etc.

### How To Order D Series Deadbolts

Deadbolt Model Number Description:			
D	X	X	X
Model Number	Grade	Function	Backset "1" = 2-3/8" "2" = 2-3/4"

Function	Hand	Cylinder	Door Thickness	Finish	Keying
D212	RH	1807	1-3/4"	626	KR

### How to Order D Series Deadbolts with Indicators

Function	Hand**	Cylinder	Door Thickness	Finish	Option
D212	RH	1807	1-3/4"	626	V01
D292	RH	N/A	1-3/4"	626	V21F

\*\*Handing must be specified. Units are field reversible.

## D SERIES CYLINDRICAL DEADBOLTS

ACCENTRA D Series deadbolts are the ideal choice for a wide variety of commercial applications where consistent quality, ease of use and installation are required.




### Technical Information

<b>ANSI/BHMA</b>	D100: Certified ANSI/BHMA A156.36 Grade 1. D200: Certified ANSI/BHMA A156.36 Grade 2.
<b>Fire Listings</b>	D series deadbolts, when used in conjunction with the primary latching device, are UL - cUL listed for use with Classified steel covered composite or hollow metal doors rated up to and including 3 hours; wood and plastic covered composite doors rated up to and including 1-1/2 hours; and wood core doors rated for 20 minutes. Note: Any retrofit or other field modification to a fire rated opening can potentially impact the fire rating of the opening, and ACCENTRA makes no representations or warranties concerning what such impact may be in any specific situation. When retrofitting any portion of an existing fire rated opening, or specifying and installing a new fire-rated opening, please consult with a code specialist or local code official (Authority Having Jurisdiction) to ensure compliance with all applicable codes and ratings.
<b>Deadbolt</b>	1" (25mm) throw, solid steel deadbolt with hardened, free spinning, steel pin insert.
<b>Fronts</b>	2-1/4" x 1" (57mm x 25mm) front. 1-1/8" (29mm) latch front filler supplied standard with each D series deadbolt.
<b>Strikes</b>	2-3/4" x 1-1/8" (70mm x 29mm) metal and wood door strikes with strike reinforcement supplied standard.
<b>Handing</b>	Functions are non-handed and easily field reversible.
<b>Backset</b>	2-3/4" (70mm) or 2-3/8" (60mm) backset.
<b>Door Thickness</b>	Standard for 1-3/8" (35mm) to 1-3/4" (44mm) thick doors.
<b>Installation</b>	Can be installed on doors prepared to ANSI/SDI A250.14 specifications using a simple bored-hole installation for square or beveled doors, opening in or out.
<b>Finishes</b>	605, 606, 612, 613E, 619, 625, 626, BSP. See page 4 for more information. Cylinders provided in 626, 606 or BSP finish only.
<b>Warranty</b>	1 year mechanical

### Concealed Interior Screws

Grade 1 SFIC by thumbturn deadbolts are available with concealed interior screws. This provides facility managers control for deadbolt installation and removal as the control key is required to access and remove the mounting screws through the core prep. These functions are ideal for use in multifamily housing applications which include apartments, dormitories and military housing. Specify functions B-D171/72 or B-D181/82.

No visible interior screws



## INDICATORS



Status indicators can be used in a variety of applications and are most commonly used to identify occupancy status of a room.

- Restrooms
- Quiet rooms
- Nursing mother's rooms

Status indicators are available on D200 Series Grade 2 deadbolts. Thumbturn indicators can be provided as an option for the D211 or D212 functions and indicators are provided as standard on both sides of the door for the D291 and D292 functions. Indicator option codes must be specified when ordering.

Indicator option codes are designed to convey wording and color in one simple code.

Note: Oversized thumbturn standard on indicator functions only at this time. Other functions available by special application. Contact customer service for more details.

### Features:

- Multiple indicator windows
- Large indicator windows
- Color, wording and symbols
- Options for wording/color
- Oversized thumbturn
- Patent pending thumbturn indicator
- Field reversible for handing

## Indicator Option Codes

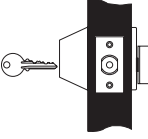
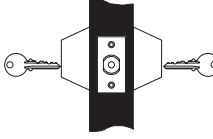
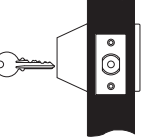
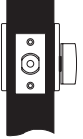
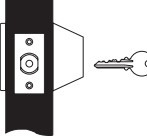
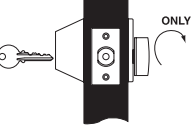
Single Indicator (Available for D211 or D212)			
Option Code	Outside Wording	Inside Wording	Color
V01	No Indicator	Unlocked/Locked	Green/Red
V01F	No Indicator	Ouvert/Fermé	Green/Red
V04	No Indicator	Unlocked/Locked	White/Red
Double Indicator (Available for D291 or D292)			
Option Code	Outside Wording	Inside Wording	Color
V21*	Vacant/Occupied	Unlocked/Locked	Green/Red
V21F	Libre/Occupée	Ouvert/Fermé	Green/Red
V54	Vacant/Occupied	Unlocked/Locked	White/Red

Outside		Inside	
<b>VACANT</b>	<b>OCCUPIED</b>	<b>UNLOCKED</b>	<b>LOCKED</b>
		<b>UNLOCKED</b>	<b>LOCKED</b>
<b>LIBRE</b>	<b>OCCUPÉE</b>	<b>OVERT</b>	<b>FERMÉ</b>
		<b>OVERT</b>	<b>FERMÉ</b>
<b>VACANT</b>	<b>OCCUPIED</b>	<b>UNLOCKED</b>	<b>LOCKED</b>
		<b>UNLOCKED</b>	<b>LOCKED</b>

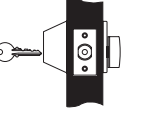
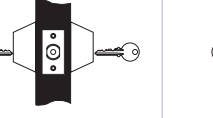


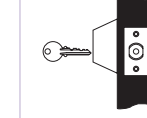
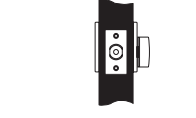

\* V21 provided standard for D291/D292 unless otherwise specified

## D SERIES CYLINDRICAL DEADBOLTS

### D100 Grade 1

D111 & D112 <sup>^</sup> B-D171 & B-D172 <sup>*</sup>	D121 & D122 <sup>**^</sup>	D131 & D132 <sup>^</sup>	D141 & D142	D151 & D152 <sup>^</sup>	D161 & D162 <sup>^</sup> B-D181 & B-D182 <sup>*</sup>
					
<b>Cylinder x Thumbturn:</b> Deadbolt operated by key outside, thumbturn inside.	<b>Cylinder x Cylinder:</b> Deadbolt operated by key outside, key inside.	<b>Cylinder x Blank Rose:</b> Deadbolt operated by key outside. Blank rose with exposed screws inside.	<b>Blank Plate x Thumbturn:</b> Deadbolt operated by thumbturn inside only.	<b>Blank Plate x Cylinder:</b> Deadbolt operated by key inside only.	<b>Cylinder x Classroom Thumbturn:</b> Deadbolt operated by key outside, deadbolt retracted by thumbturn inside. Thumbturn will not project deadbolt.

### D200 Grade 2

D211 & D212 <sup>^</sup>	D221 & D222 <sup>**^</sup>	D231 & D232 <sup>^</sup>	D241 & D242	D251 & D252 <sup>^</sup>	D261 & D262 <sup>^</sup>	D291 & D292
						
<b>Cylinder x Thumbturn:</b> Deadbolt operated by key outside, thumbturn inside. Optional indicator available for thumbturn, see page 7.	<b>Cylinder x Cylinder:</b> Deadbolt operated by key outside, key inside.	<b>Cylinder x Blank Rose:</b> Deadbolt operated by key outside. Blank rose with exposed screws inside.	<b>Blank Plate x Thumbturn:</b> Deadbolt operated by thumbturn inside only.	<b>Blank Plate x Cylinder:</b> Deadbolt operated by key inside only.	<b>Cylinder x Classroom Thumbturn:</b> Deadbolt operated by key outside, deadbolt retracted by thumbturn inside. Thumbturn will not project deadbolt.	<b>Indicator x Thumbturn</b> Deadbolt operated by thumbturn inside, emergency override key outside. Indicator standard for both sides of door, specify indicator option code. See page 7.

<sup>^</sup>SFIC or LFIC available, see page 9 for how to order.

<sup>\*</sup>Concealed interior screws. Available SFIC only.

<sup>\*\*</sup>SFIC version features concealed interior screws.

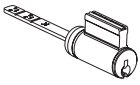

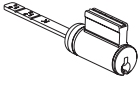
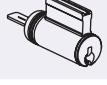


### Model Numbers

Model Numbers		ANSI (Grade 1 / Grade 2)	Function Description	Backset
D100	D200			
D111 or B-D171	D211	E0151 / E0152	Cylinder x Thumbturn	2-3/8"
D112 or B-D172	D212			2-3/4"
D121	D221	E0141 / E0142	Cylinder x Cylinder	2-3/8"
D122	D222			2-3/4"
D131	D231	E0161 / E0162	Cylinder x Blank Rose	2-3/8"
D132	D232			2-3/4"
D141	D241	E01111 / E01112	Blank Plate x Thumbturn	2-3/8"
D142	D242			2-3/4"
D151	D251	E0101 / E0102	Blank Plate x Cylinder	2-3/8"
D152	D252			2-3/4"
D161 or B-D181	D261	E0171 / E0172	Cylinder x Classroom Thumbturn	2-3/8"
D162 or B-D182	D262			2-3/4"
N/A	D291	NA / E01112	Indicator x Thumbturn	2-3/8"
N/A	D292			2-3/4"



## D SERIES CYLINDERS/KEYING

### Fixed Core

Illustration	Type	Model Number	Number of Pins
	Standard cylinder for use with DX11, DX12, DX31, DX32, DX51, DX52, DX61, DX62. Includes breakoff tailpiece.	1807	6
	Standard cylinder for use with DX21, DX22. Includes optional tailpiece for 1-3/8" thick doors.	1808	6
	Optional cylinder for use with DX11, DX12, DX31, DX32, DX51, DX52, DX61, DX62	1803-134S	6
	Optional cylinder for use with DX21, DX22	1803-134D	6
	Security cylinder for use with DX11, DX12, DX31, DX32, DX51, DX52, DX61, DX62	5803-134S	6
	Security cylinder for use with DX21, DX22	5803-134D	6

Note: For 'X' in model number, use '1' for D100 Series and '2' for D200 Series.

### Interchangeable Core

Type	Model Number	Number of Pin
Large Format Interchangeable Core	1210	6
Large Format Interchangeable Core	1220	7
Security Large Format Interchangeable Core	5210	6
Security Large Format Interchangeable Core	5220	7
ACCENTRA KeyMark® Large Format Interchangeable Core	K800	6 or 7 (Specify)
ACCENTRA KeyMark® Small Format Interchangeable Core	K600	6 or 7 (Specify)



**K800 Shown**



**K600 Shown**

Note: Large Format IC core available for D100 and D200 Series. Specify deadbolt model number x core model number. i.e. D112 x 1210

#### Keying:

All cylinders furnished standard 6-pin, keyed random, pinned to ACCENTRA .019" specification. Each deadbolt furnished with two nickel silver keys.

#### Options:


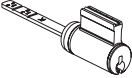

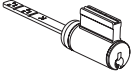
Cylinders available 0-bitted, keyed alike, master keyed or construction master keyed upon request. (ACCENTRA KeyMark® cylinders not available 0-bitted.)

### Small Format Interchangeable Core

Cylinder Type	Prefix	Ordering Example
SFIC (Accepts all Small Format Interchangeable Cores) 6- or 7-pin.	B	B-D112 x 626 or B-D212 x 626

## D SERIES CYLINDERS/KEYING

### Competitor Keyway Cylinders/Cores

Illustration	Type	Model Number	Number of Pins
	Best® Keyway Core. Available keyed random, master keyed or uncombined. Specify keyway A, B, C, D, E, F, G, H, J, K, L or M.	A600	6 or 7 (Specify)
	Schlage® "C" Keyway Cylinder. For use with DX11, DX12, DX31, DX32, DX51, DX52, DX61, DX62. Includes breakoff tailpiece. Available 0-bitted or keyed random.	2807-C	6
	Schlage® "C" Keyway Cylinder. For use with DX21, DX22. Includes optional tailpiece for 1-3/8" thick doors. Available 0-bitted or keyed random.	2808-C	6
	Corbin Russwin "L4" Keyway Cylinder. Available keyed random.	3806 x L4	6
	Corbin "60" Keyway Cylinder. Available keyed random.	3806 x 60	6
	Russwin "D1" Keyway Cylinder. Available keyed random.	3806 x D1	6
	Sargent "LA" Keyway Cylinder. Available keyed random.	3806 x LA	6
	Schlage® "E" Keyway Cylinder. Available keyed random.	3806 x E	6

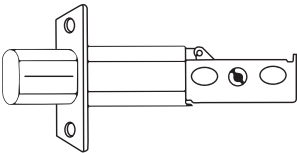
Note: 3806 cylinders are supplied with applicable tailpieces that are needed operate all D Series functions. These cylinders are not ANSI/BHMA certified.

## D SERIES CYLINDRICAL DEADBOLTS

### Deadbolt Assemblies

Model No.	Backset	Throw	Front
D34	2-3/4" (70mm)	1" (25mm)	Square 2-1/4" x 1" (57mm x 25mm)
D38	2-3/8" (60mm)	1" (25mm)	Square 2-1/4" x 1" (57mm x 25mm)
D34R	2-3/4" (70mm)	1" (25mm)	Radius 2-1/4" x 1" (57mm x 25mm)
D38R	2-3/8" (60mm)	1" (25mm)	Radius 2-1/4" x 1" (57mm x 25mm)

Note: 1-1/8" (29mm) Front filler supplied standard with all square corner fronts.



### Strikes

Each D series deadbolt furnished standard with metal frame strike, wood frame strike and strike reinforcement.

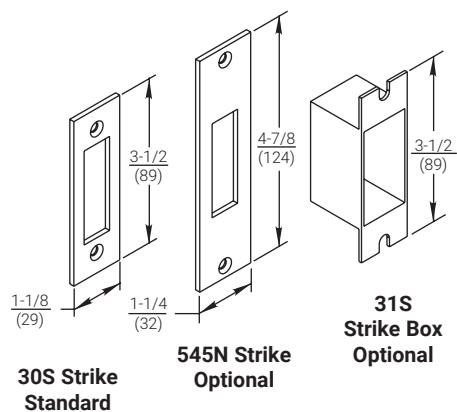
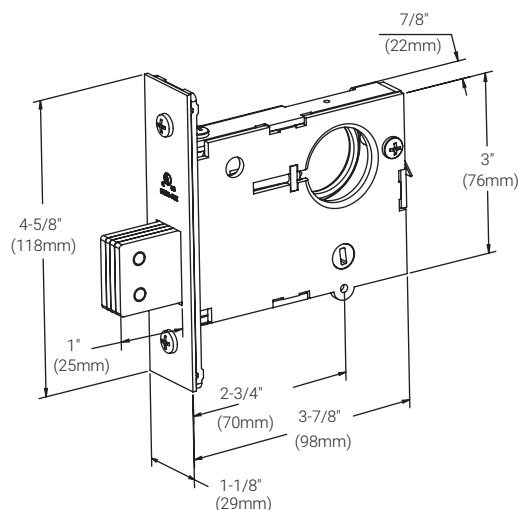
<b>Model D243 Metal Frame Strike</b>	<b>Model D243 Wood Frame Strike</b>	<b>Model D244 Strike Reinforcement</b>

Note: Model D243 is a strike packet which includes both wood and metal frame strikes and corresponding screws.

## 350 SERIES MORTISE DEADLOCKS

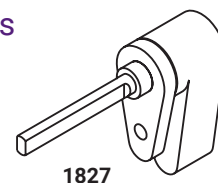
### Technical Information

Description	350
Application	Mortise installation for 1-3/4" (44mm) doors, unless otherwise specified. 3" thick doors maximum for thumbturn functions.
Backset	2-3/4" (70mm) only.
Door Prep	Refer to template number 7003-1008
Fire Listings	350 series deadlocks, when used in conjunction with the primary latching device, are UL - cUL listed for use on fire doors having a rating up to and including 3 hours. In addition, the 350 series are cUL listed for use on wood doors having a rating up to and including 90 minutes. Note: Any retrofit or other field modification to a fire rated opening can potentially impact the fire rating of the opening, and ASSA ABLOY ACCENTRA™ makes no representations or warranties concerning what such impact may be in any specific situation. When retrofitting any portion of an existing fire rated opening, or specifying and installing a new fire-rated opening, please consult with a code specialist or local code official (Authority Having Jurisdiction) to ensure compliance with all applicable codes and ratings.
Handing	Functions are non-handed and easily field reversible.
Deadbolt	Laminated stacked steel with hardened pin, 1" (25mm) throw.
Front	4-5/8" x 1-1/8" (117mm x 29mm) Brass, bronze or stainless steel. Adjustable to accommodate flat or beveled-edged doors (bevel adjustment 1/8" in 2" (3mm in 51mm)).
Case	Heavy wrought steel, zinc plated and dichromated.
Finishes	605, 606, 611, 612, 613E, 618, 619, 625, 626, 629, 630, 693, BSP. See page 4 for more information.
Strike	3-1/2" x 1-1/8", model number 30S provided standard. 4-7/8" x 1-1/4", model number 545N optional. Optional wrought box model number 31S available to order.



### Thumbturn Assemblies





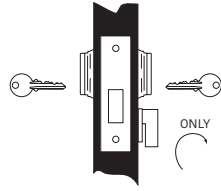

Used with all 350 series locks that have a thumbturn.



Dimensions are shown in inches (millimeters).

## 350 SERIES MORTISE DEADLOCKS

### Functions

<b>351</b> Deadbolt operated by key outside and inside.	<b>352</b> Deadbolt operated by key outside and thumbturn inside.	<b>353</b> Deadbolt operated by key outside only. No inside operation.
		
Outside      Inside	Outside      Inside	Outside      Inside
<b>354</b> Deadbolt operated by thumbturn inside only. No outside operation.	<b>356</b> Deadbolt operated by key outside and inside. Inside thumbturn will retract deadbolt, but will not project it. Uses classroom function mortise lockbody.*	<b>357</b> Deadbolt operated by key outside. Inside thumbturn will retract deadbolt, but will not project it. Uses classroom function mortise lockbody.*
		
Outside      Inside	Outside      Inside	Outside      Inside

\*351, 352, 353 and 354 use lockbody p/n 50-0352-0001-999  
356 and 357 use lockbody p/n 50-0357-0001-999

### Cylinders

1-1/8", 6-pin fixed core mortise cylinder, model number 2153 x 2160 cam provided standard.

Model Number	Description	Length	Cam	Collar*
2153	6-pin fixed core	1-1/8"	2160	1767.250
2153	7-pin fixed core	1-1/4"	2160	1765.375
2196	6-pin LFIC complete	1-1/2"	2160	1765.656
2197	7-pin LFIC complete	1-11/16"	2160	1765.844
5153	6-pin security fixed core	1-1/8"	2160	1765.250
5153	7-pin security fixed core	1-1/4"	2160	1765.375
5196	6-pin security LFIC complete	1-1/2"	2160	1765.656
5197	7-pin security LFIC complete	1-11/16"	2160	1765.844
K100	6-or 7-pin ACCENTRA KeyMark® fixed core	1-1/8"	KC1	1765.312
K820	6-pin ACCENTRA KeyMark LFIC complete	1-1/2"	KC1	1765.656
K820	7-pin ACCENTRA KeyMark LFIC complete	1-11/16"	KC1	1765.844
K620	6-pin ACCENTRA KeyMark SFIC complete	1-1/4"	KC1	1765.375
K620	7-pin ACCENTRA KeyMark SFIC complete	1-3/8"	KC1	1765.563
A620	6-pin Best® keyway SFIC complete	1-1/4"	KC1	1765.375
A620	7-pin Best® keyway SFIC complete	1-3/8"	KC1	1765.563

\*1-3/4" thick doors. For other door thicknesses, contact Technical Support. Collar must be specified when cylinder ordered separately.

## PD400 SERIES PADLOCKS

### Features

**Case:** Chrome Plated Steel

**Shackle:** High strength molybdenum alloy steel. Rust resistant with a chrome finish. Optional brass shackles available.

**Shackle Diameter:** 5/16" (8mm)

**Shackle Locking:** Two hardened steel balls at heel and toe of shackle.

**Extended Shackles:** Optional shackles with 2" and 3" vertical clearance are available to order.

**Chains:** Optional 9" chains available with clevis around shackle. To order with padlocks specify suffix:

- "S42A" = brass chain
- "S42S" = steel chain

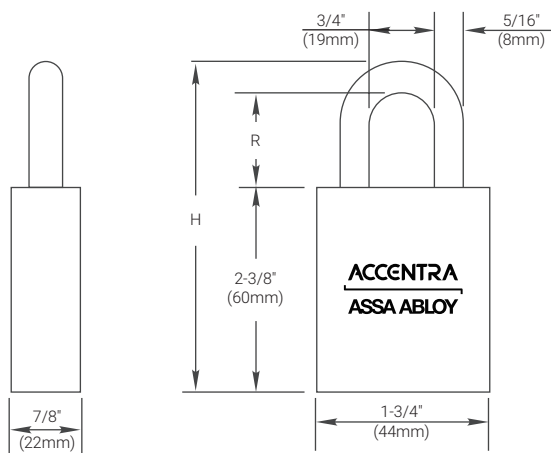
See page 18 for chains ordered separately.

**Keying:** 6-pin only. Furnished standard with ACCENTRA 1801 type component cylinder; available KA, KD or master keyed only (not available 0-bitted or unassembled). Not re-keyable.

**Keys:** Two nickel silver change keys supplied with each padlock.



### Dimensions And Details



Model Numbers		Description	Vertical Clearance (R)	Overall Height (H)	Pins
Molybdenum Steel Shackle	Brass Shackle				
PD416	PD416B	Fixed Core	1-1/16" (27mm)	3-3/4" (95mm)	6
PD2416	PD2416B	Fixed Core	2" (51mm)	4-3/8" (111mm)	6
PD3416	PD3416B	Fixed Core	3" (76mm)	5-3/8" (137mm)	6

Note: All dimensions are in inches and are to the nearest 1/16" (2mm). Dimensions are nominal.

## PD500 SERIES PADLOCKS

Available in fixed core, large format interchangeable core (LFIC), and small format interchangeable core (SFIC).

### Features

**Case:** Solid Brass

**Shackle:** High strength molybdenum alloy steel. Rust resistant with a chrome finish. Optional brass shackles available.

**Shackle Diameter:** 3/8" (10mm) or 5/16" (8mm)

**Shackle Locking:** Two hardened steel balls at heel and toe of shackle.

**Extended Shackles:** Optional shackles with 2" and 3" vertical clearance are available to order.

**Chains:** Optional 9" chains available with clevis around shackle or riveted to case. To order with padlocks specify suffix:

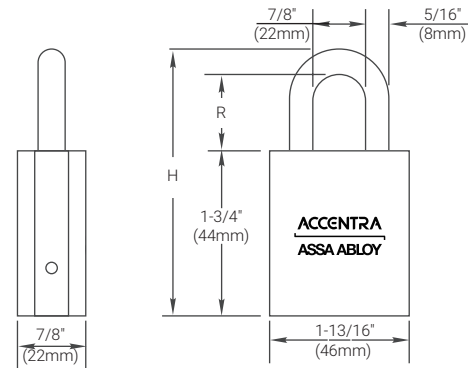
- for clevis around shackle
  - "S42A" = brass chain
  - "S42S" = steel chain
- for clevis riveted to case
  - "C42A" = brass chain
  - "C42S" = steel chain

See page 18 for chains ordered separately.

**Keys:** Two nickel silver change keys supplied with each padlock. Control key quantity must be specified for interchangeable core.



### Dimensions And Details



Model Numbers		Description	Case Height (C)	Vertical Clearance (R)	Diameter (S)	Overall Height (H)	Pins
Molybdenum Steel Shackle	Brass Shackle						
PD514	PD514B	LFIC	2-5/16" (59mm)	1-1/16" (27mm)	5/16" (8mm)	3-3/4" (95mm)	6
PD2514	PD2514B	LFIC		2" (51mm)		4-3/8" (111mm)	6
PD3514	PD3514B	LFIC		3" (76mm)		5-3/8" (137mm)	6
PD515	PD515B	SFIC	2-1/4" (57mm)	1-1/16" (27mm)		3-5/8" (91mm)	6 or 7
PD2515	PD2515B	SFIC		2" (51mm)		4-9/16" (115mm)	6 or 7
PD3515	PD3515B	SFIC		3" (76mm)		5-5/8" (142mm)	6 or 7
PD516	PD516B	Fixed Core	2-5/16" (59mm)	1-1/16" (27mm)		3-3/4" (95mm)	6
PD2516	PD2516B	Fixed Core		2" (51mm)		4-3/8" (111mm)	6
PD3516	PD3516B	Fixed Core		3" (76mm)		5-3/8" (137mm)	6
PD524	PD524B	LFIC		1-1/16" (27mm)	3/8" (10mm)	3-3/4" (95mm)	6
PD2524	PD2524B	LFIC		2" (51mm)		4-3/8" (111mm)	6
PD3524	PD3524B	LFIC		3" (76mm)		5-3/8" (137mm)	6
PD534	PD534B	LFIC		1-1/16" (27mm)		3-3/4" (95mm)	7
PD2534	PD2534B	LFIC		2" (51mm)		4-3/8" (111mm)	7
PD3534	PD3534B	LFIC		3" (76mm)		5-3/8" (137mm)	7
PD525	PD525B	SFIC		1-1/16" (27mm)		3-3/4" (95mm)	6 or 7
PD2525	PD2525B	SFIC		2" (51mm)		4-3/8" (111mm)	6 or 7
PD3525	PD3525B	SFIC		3" (76mm)		5-3/8" (137mm)	6 or 7
PD526	PD526B	Fixed Core	2-5/16" (59mm)	1-1/16" (27mm)		3-3/4" (95mm)	6
PD2526	PD2526B	Fixed Core		2" (51mm)		4-3/8" (111mm)	6
PD3526	PD3526B	Fixed Core		3" (76mm)		5-3/8" (137mm)	6

Note: All dimensions are in inches and are to the nearest 1/16" (2mm). Dimensions are nominal.

## PD500 SERIES PADLOCKS

**Keying:** Padlocks available 0-bitted, uncombined, keyed alike keyed different or master keyed. Note: ACCENTRA KeyMark cylinders and cores are not available 0-bitted.

**LFIC** – Padlocks furnished standard less core. Available for ACCENTRA 6- or 7-pin large format interchangeable cores. Specify core and keying required.

**Cores:**

Model Number	Description
1210	6-pin Conventional
1220	7-pin Conventional
5210	6-pin Security
5220	7-pin Security
K800	6- or 7-pin ACCENTRA KeyMark® (Specify number of pins required)

**SFIC** – Padlocks furnished standard less core. Available for 6- or 7-pin small format interchangeable core. Specify core and keying if required.



**Cores:**

Model Number	Description
K600	6- or 7-pin ACCENTRA KeyMark® (Specify number of pins required)
A600	6- or 7-Pin Best® Keyway (Specify keyway and number of pins required)

**Fixed Core** – Available in 6-pin only. Furnished standard with ACCENTRA 1801 type component cylinder for easy re-keying in field. Security and ACCENTRA KeyMark® cylinders available to order. Less cylinder also available, specify “x LC”. Padlocks provided less cylinder are furnished with cylinder sleeve and adaptor.

**Cylinders:**

Model Number	Description
1801	Standard
5801	Security
K400	ACCENTRA KeyMark®
2801	Schlage® C Keyway (0-bitted or keyed random only)

Cylinder and Sleeve	
	
Unassembled	Assembled





## PD600 SERIES PADLOCKS

### Features

**Case:** Solid brass

**Shackle:** High strength molybdenum alloy steel. Rust resistant with a chrome finish.

**Shackle Diameter:** 5/16" (8mm)

**Shackle Locking:** Two hardened steel balls at heel and toe of shackle.

**Extended Shackles:** Optional shackles with 2" and 3" vertical clearance are available to order.

**Chains:** Optional 9" chains available with clevis around shackle or riveted to case. To order with padlocks specify suffix:

- for clevis around shackle
  - "S42A" = brass chain
  - "S42S" = steel chain
- for clevis riveted to case
  - "C42A" = brass chain
  - "C42S" = steel chain

See page 18 for chains ordered separately.

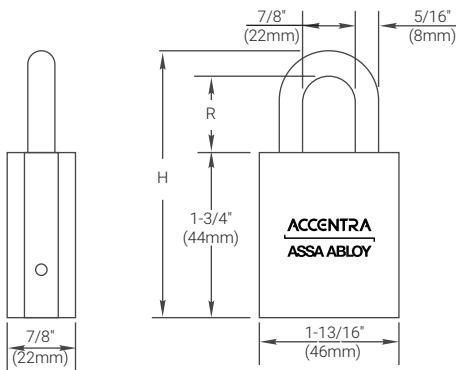
**Keying:** 6-pin only. Furnished standard with ACCENTRA 1801 type component cylinder; available KA, KD or master keyed (not available 0-bitted or unassembled). Not re-keyable.

**Keys:** Two nickel silver change keys supplied with each padlock.

Note: The PD616 padlocks are key retaining. This means that the key cannot be removed from the padlock while the shackle is in the "unlocked" position. The key can only be removed if the shackle is in the "locked" position.



### Dimensions And Details



Model Numbers	Description	Vertical Clearance (R)	Overall Height (H)	Pins
Molybdenum Steel Shackle				
PD616	Fixed Core	1-3/16" (30mm)	3-1/4" (82mm)	6
PD2616	Fixed Core	1-1/2" (38mm)	3-9/16" (90mm)	6

Note: All dimensions are in inches and are to the nearest 1/16" (2mm). Dimensions are nominal.

## PADLOCK CHAINS



525 shown.

Model No.	Material	Minimum Length	Shackle Diameter	Gauge Size
42A	Brass	9" (229mm)	9/32"–5/16" (7mm-8mm)	15
42S	Steel	9" (229mm)	9/32"–5/16" (7mm-8mm)	15


Chains are used with PD400, PD500 and PD600 series padlocks. All chains are double-link type.

42A and 42S chains riveted to case.  
Specify suffix "C42A" or "C42S".



42A and 42S chains with clevis.  
Specify suffix "S42A" or "S42S".

## SECURITY LATCHLOCK 80



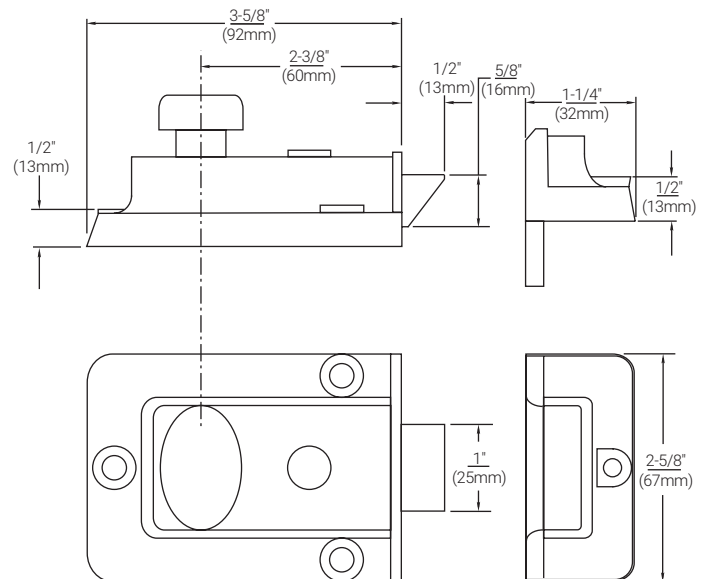
### Operation

**Outside:** Furnished standard with 5-pin rim cylinder 1109E.

**Inside:** Bolt can be deadlocked or held back by slide button, rendering the lock inoperable by key or knob.

Model Numbers	
80	Boxed
V80	Visual Pack

### Dimensions And Details



### Technical Information

Description	80
Backset	2-3/8" (60mm)
Material	Zinc Alloy
Springbolt Length	1/2" (13mm)
Reversible Latchbolt	Yes, order #8RB Strike
Cylinder	1109E - Brass 5-pin with anti-pick mushroom drivers
Case Finishes	Sprayed Brass only
Cylinder Finish	Brass
2 Keys	RB8
Door Thickness	1-3/8" to 2-1/4" (35mm-57mm)

Dimensions are shown in inches (millimeters).

## SECURITY LATCHLOCK 88



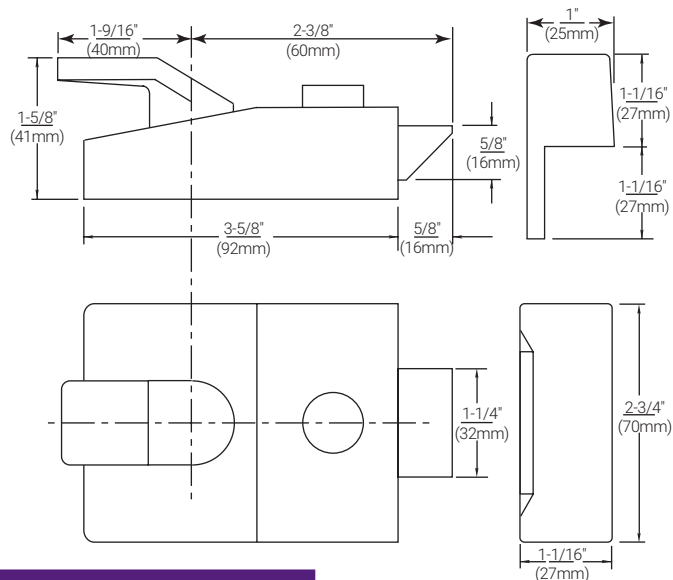
### Operation

**Outside:** Furnished standard with 5-pin rim cylinder 1109E.

**Inside:** Bolt can be deadlocked or held back by slide button, rendering the lock inoperable by key or handle.

Model Numbers	
88	Boxed

### Dimensions And Details



### Technical Information

Description	88
Backset	2-3/8" (60mm)
Material	Zinc Alloy
Springbolt Length	5/8" (16mm)
Reversible Latchbolt	Yes, order #8RB Strike
Cylinder	1109E - Brass 5-pin with anti-pick mushroom drivers
Case Finishes	Dark Metallic Grey only
Cylinder Finish	Brass
2 Keys	RB8
Door Thickness	1-3/8" to 2-1/4" (35mm-57mm)

Dimensions are shown in inches (millimeters).

## HEAVY-DUTY LATCHBOLT 112



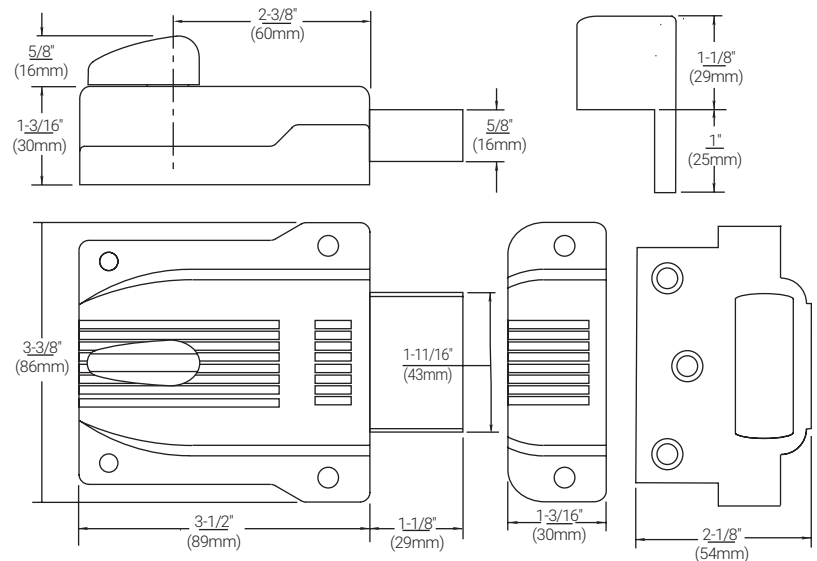
### Operation

**Outside:** Furnished standard with 5-pin rim cylinder 1109E.

**Inside:** 180° turn of the thumbturn throws or retracts deadbolt. Also available with flat strike, model no. 112F (for outswinging doors).

Model Numbers	
112	Boxed
112F	Flat Strike, Boxed

### Dimensions And Details




### Technical Information

Description	112
Backset	2-3/8" (60mm)
Material	Zinc Alloy
Springbolt Length	1-1/8" (29mm)
Cylinder	1109E Brass 5-pin with anti-pick mushroom drivers
Case Finishes	Sprayed Brass only
Cylinder Finish	Brass
2 Keys	RB8
Door Thickness	1-3/8" to 2-1/4" (35mm-57mm)

Dimensions are shown in inches (millimeters).

## HEAVY-DUTY DEADBOLT 112-1/4



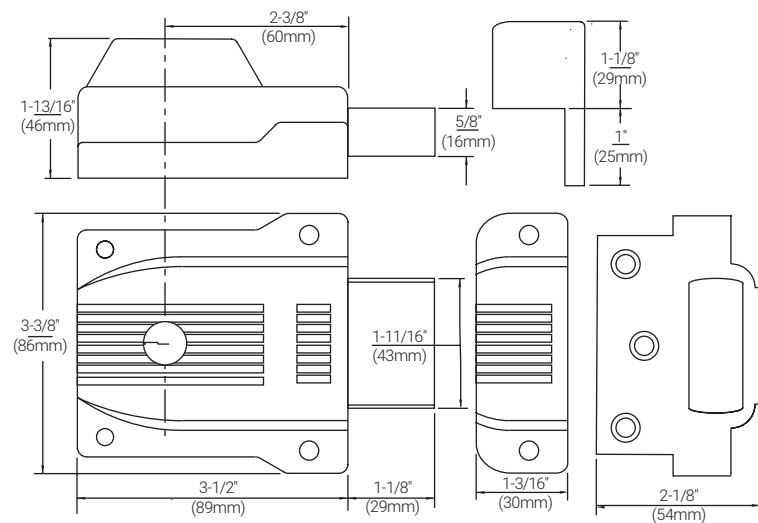
### Operation

**Outside:** Furnished standard with 5-pin rim cylinder 1109E.

**Inside:** Turning the key throws or retracts the deadbolt. Also available with flat strike, model no. 112-1/4F (for outswinging doors).

Model Numbers	
112-1/4	Boxed
112-1/4F	Flat Strike, Boxed

### Dimensions And Details



### Technical Information

Description	112-1/4
Backset	2-3/8" (60mm)
Material	Zinc alloy
Deadbolt Length	1-1/8" (29mm)
Cylinder (Outside)	1109E Brass 5-pin with anti-pick mushroom drivers
Cylinder (Inside)	Fixed 3-pin Brass cylinder. No alternatives.
Case Finishes	Sprayed Brass only
Cylinder Finish	Brass
2 Keys	RB8
Door Thickness	1-3/8" to 2-1/4" (35mm-57mm)

Dimensions are shown in inches (millimeters).

## JIMMY-PROOF DEADLOCK 197



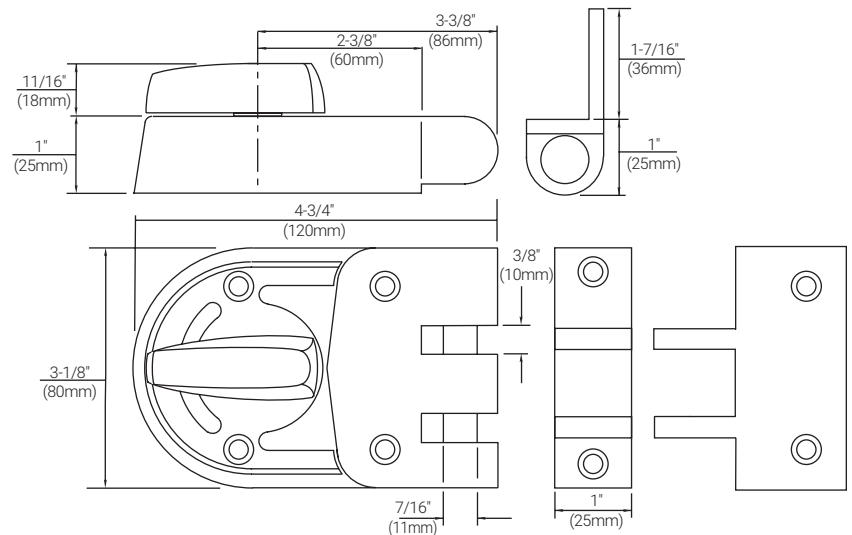
### Operation

**Outside:** Furnished standard with 5-pin rim cylinder 1109E.

**Inside:** 90° turn of the thumbturn locks or unlocks deadbolt. Also available with flat strike, model no. 197F (for outswinging doors).

Model Numbers	
197	Boxed
V197	Visual Pack
197F	Flat Strike, Boxed

### Dimensions And Details



### Technical Information

Description	197
Backset	2-3/8" (60mm)
Material	Zinc Alloy
Deadbolt Length	N/A
Reversible Latchbolt	N/A
Cylinder	1109E - Brass 5-pin with anti-pick mushroom drivers
Case Finishes	Sprayed Bronze only
Cylinder Finish	Brass
2 Keys	RB8
Door Thickness	1-3/8" to 2-1/4" (35mm-57mm)

Dimensions are shown in inches (millimeters).



## JIMMY-PROOF DEADLOCK 197-1/4



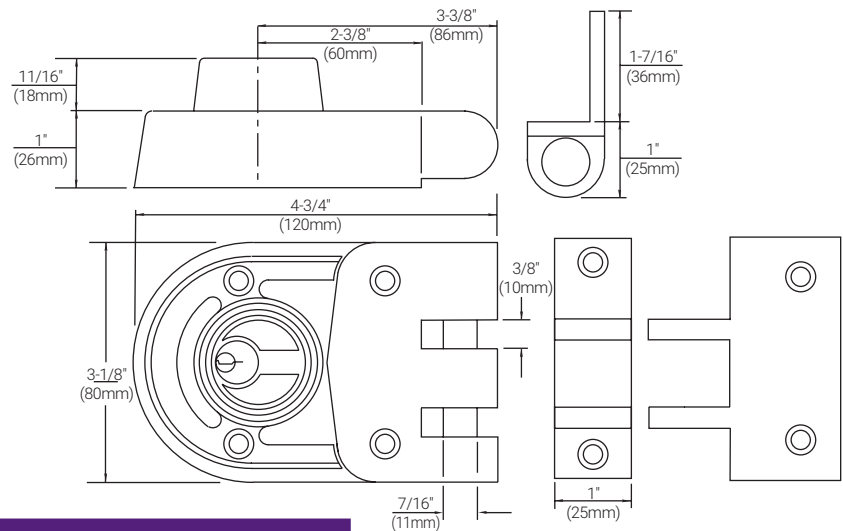
### Operation

**Outside:** Furnished standard with 5-pin rim cylinder 1109E.

**Inside:** Key locks or unlocks deadbolt. Also available with flat strike, model no. 197-1/4F (for outswinging doors).

Model Numbers	
197-1/4	Boxed
V197-1/4	Visual Pack
197-1/4F	Flat Strike, Boxed

### Dimensions And Details



### Technical Information

Description	197-1/4
Backset	2-3/8" (60mm)
Material	Zinc Alloy
Deadbolt Length	N/A
Reversible Latchbolt	N/A
Cylinder (Outside)	1109E Brass 5-pin with anti-pick mushroom drivers
Cylinder (Inside)	Fixed 3-pin Brass cylinder. No alternatives.
Case Finishes	Sprayed Bronze only
Cylinder Finish	Brass
2 Keys	RB8
Door Thickness	1-3/8" to 2-1/4" (35mm-57mm)

Dimensions are shown in inches (millimeters).



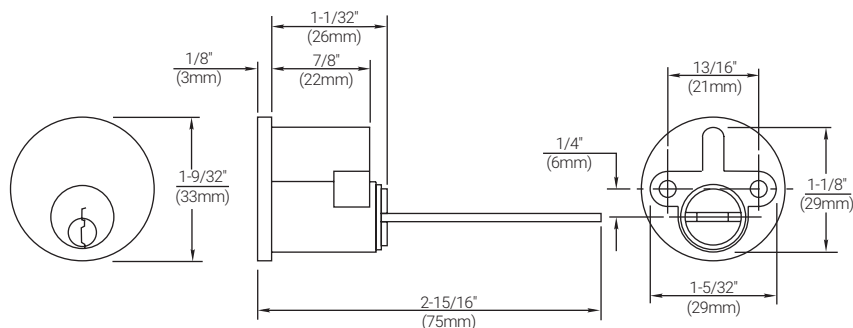
## AUXILIARY RIM LOCK COMPONENTS

### Cylinders

ACCENTRA auxiliary rim locks 80, 88, 112, 112-1/4, 197, and 197-1/4 are shipped standard with an 1109E brass, 5-pin, E1R (PARA) section rim cylinder. The 1109E is not available as a replacement cylinder.

Note: 1109E depths and spacings are not compatible with other cylinders available from ACCENTRA Locks & Hardware.

For alternative rim cylinders, refer to ACCENTRA KeyMark® and/or ACCENTRA Cylinder and Keys catalog sections.



### Strikes

No. 197FS Flat Strike	No. 112FS Flat Strike	No. 8RB Rim Strike
Used with 197F and 197-1/4F for outswing doors.	Used with 112F and 112-1/4F for outswing doors.	Used with 80 and 88 for outswing doors.

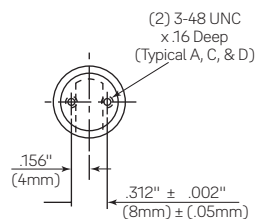
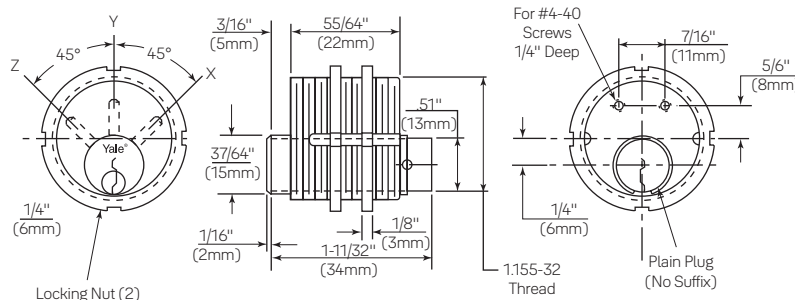
Dimensions are shown in inches (millimeters).

# C900 SERIES ELECTRICAL SWITCH CYLINDERS

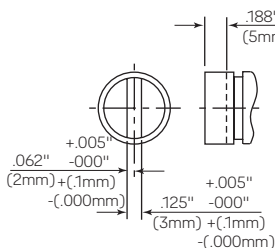


**Operation:** Key rotates plug 360°. Key removable in one, two, or three positions.  
**Material:** Brass and bronze. Brass attaching nuts.

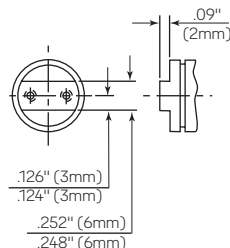
**Finishes:** 606, 626.  
**Keying:** 5-pin tumblers; two No. 11 keys.  
**Cylinder Nut:** Part No. 60-7000-2421-000



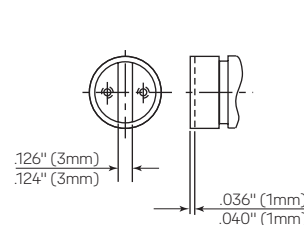
"A"



"B"



"C"



"D"

## One-Position Key Removable

Model No.	Key Rem. Pos.	Plug Config.	Old Model No.
C910	Y	Plain	C950
C910A	Y	A	C950A
C910B	Y	B	C950B
C910C	Y	C	C954A
C910D	Y	D	C950A
C911	Z	Plain	C951
C911A	Z	A	C951B
C911B	Z	B	C951D
C911C	Z	C	--
C911D	Z	D	--

## Two-Position Key Removable

Model No.	Key Rem. Pos.	Plug Config.	Old Model No.
C920	X-Y	Plain	C960
C920A	X-Y	A	C960A
C920B	X-Y	B	C960B
C920C	X-Y	C	C952A
C920D	X-Y	D	--
C921	Y-Z	Plain	--
C921A	Y-Z	A	C951A
C921B	Y-Z	B	C951C
C921C	Y-Z	C	C953A
C921D	Y-Z	D	--
C922	X-Z	Plain	C972
C922A	X-Z	A	--
C922B	X-Z	B	--
C922C	X-Z	C	--
C922D	X-Z	D	--

## Three-Position Key Removable

Model No.	Key Rem. Pos.	Plug Config.	Old Model No.
C930	X-Y-Z	Plain	C971
C930A	X-Y-Z	A	C971A
C930B	X-Y-Z	B	C971B
C930C	X-Y-Z	C	--
C930D	X-Y-Z	D	--

## When Ordering

Specify keyway and bitting No. (C910 and C911 models can be master keyed). Specify finish. (Standard finishes 606 and 626.)

Dimensions are shown in inches (millimeters).

## YSSL10 AUXILIARY LATCH



Security SideLite offered through  
CECO and CURRIES


The YSSL10 is a spring loaded latchbolt which is operated by a thumbturn on the inside of the door. The outside does not offer operation. This latch is only recommended for areas with alternate exits.

The YSSL10, when combined with ASSA ABLOY Group brands CECO and CURRIES' Security SideLite doors, offers an effective solution for privacy or lockdown situations.

### Applications

- Security SideLite doors offered by CECO and CURRIES
- Dutch doors
- Communicating doors
- Shallow closets

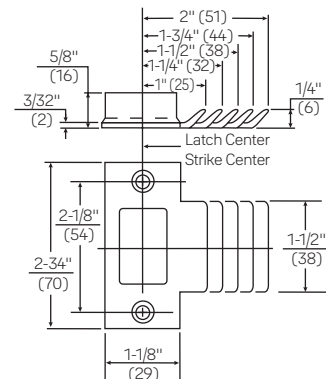
### Technical Information

Description	YSSL10
ADA	ADA compliant thumbturn. 
Fire Listings	UL - cUL fire rated up to 3 hours.
Backset	2-3/4" (70mm) only.
Latchbolt	1/2" (13mm) brass throw.
Door Thickness	1-3/4" (44mm) only.
Front	2-1/4" x 1" (57mm x 25mm) flat front.
Handing	Functions are non-handed and easily field reversible.
Finishes	605, 606, 612, 625, 626
Strike	1-1/4" (32mm) curved lip standard (model number 371).
Warranty	1 year mechanical

### Strike

#### Model No. 371 T-Strike

1-1/4" curved lip supplied standard. 1", 1-1/2", 1-3/4", and 2" curved lip lengths available by special order. Wrought strike box supplied.



The ASSA ABLOY Group is the global leader in access solutions.  
Every day, we help billions of people experience a more open world.

ASSA ABLOY Opening Solutions leads the development within door openings and products for access solutions in homes, businesses and institutions. Our offering includes doors, frames, door and window hardware, mechanical and smart locks, access control and service.

**ACCENTRA**  
**ASSA ABLOY**

#### **TECHNICAL SUPPORT**

(troubleshooting, product use and application, returns)

Tel: 855-557-5078

Email: [techsupport.accentra@assaabloy.com](mailto:techsupport.accentra@assaabloy.com)

#### **CUSTOMER SUPPORT**

(orders, product configuration, pricing, lead-time)

Tel: 855-557-5078 x2

Email: [Customerservice.Accentra@assaabloy.com](mailto:Customerservice.Accentra@assaabloy.com)

**U.S.A.:**  
**ASSA ABLOY ACCENTRA™**  
225 Episcopal Road  
Berlin, CT 06037-4004  
Tel: 1-800-438-1951  
Fax: 1-800-338-0965  
[www.accentra-assaabloy.com](http://www.accentra-assaabloy.com)

**Canada:**  
**ASSA ABLOY Door Security Solutions Canada**  
160 Four Valley Drive  
Vaughan, Ontario L4K 4T9  
Tel: 1-800-461-3007  
Fax: 1-800-461-8989  
[assaabloydss.ca](http://assaabloydss.ca)

**International:**  
**ASSA ABLOY Americas International**  
Tel: 1-905-821-7775  
Fax: 1-905-821-1429  
[assaabloyai.com](http://assaabloyai.com)